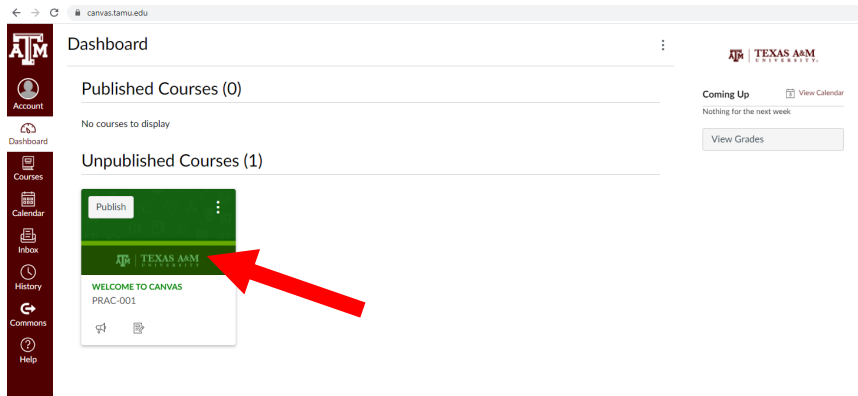
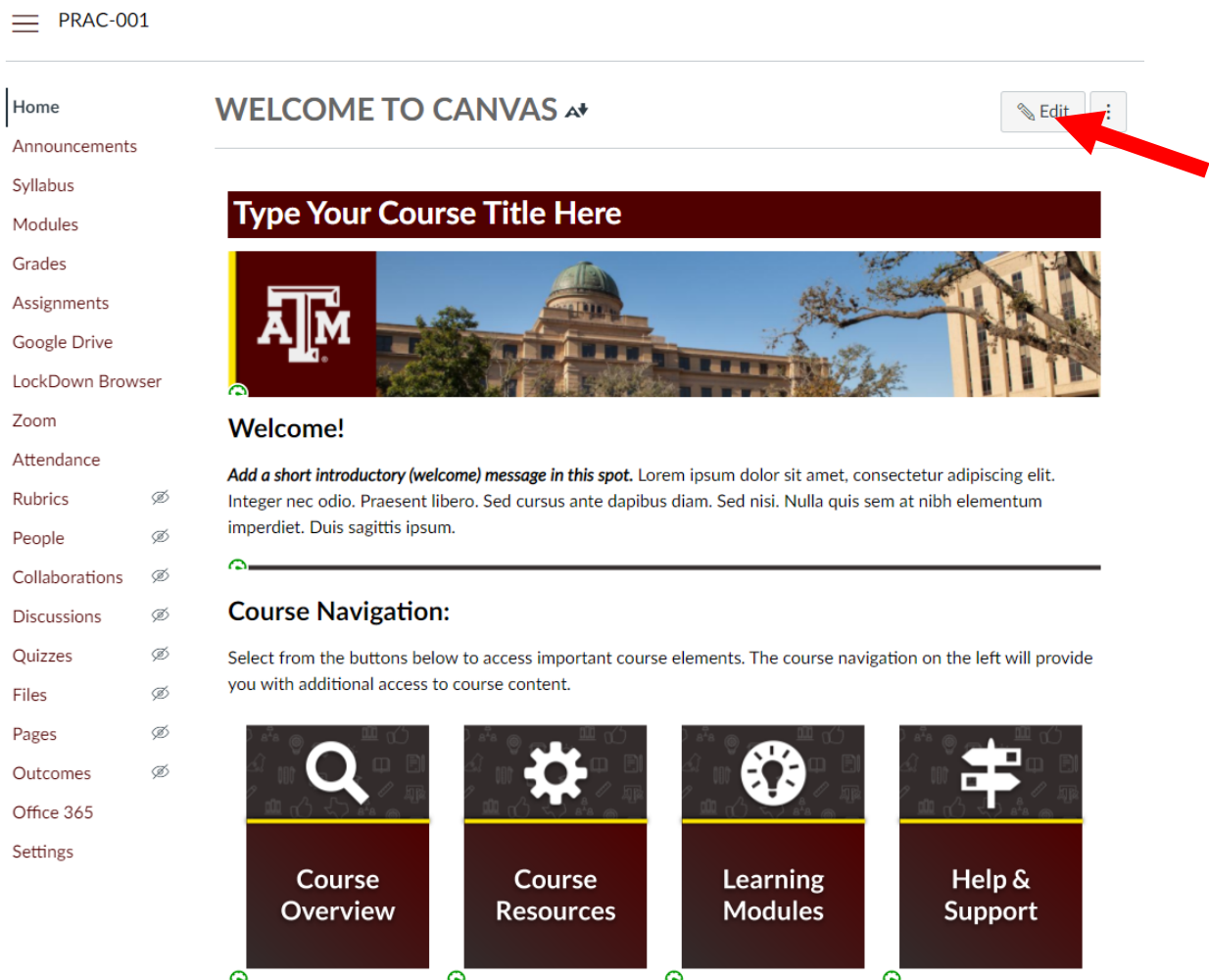


## Home Page Editing in Canvas Course

To edit the home page for your students and make it a good area for Navigation, log in to canvas and enter your course:



This will bring you to the home page of the course, click the “Edit” button:



Here you can edit the content, you can simplify it and delete extraneous material, or add to it with links and other content:

PRAC-001 > Pages > Home Page


Home  
Announcements  
Syllabus  
Modules  
Grades  
Assignments  
Google Drive  
LockDown Browser  
Zoom  
Attendance  
Rubrics  
People  
Collaborations  
Discussions  
Quizzes  
Files  
Pages  
Outcomes  
Office 365  
Settings

Home Page

Edit View Insert Format Tools Table

28.8px Heading 2 B I U A [color] [background color] [text color] [font size] [link] [image] [video] [table] [bulleted list] [numbered list] [link icon] [info icon]

Type Your Course Title Here



Welcome!

h2 > span > strong 72 words </>

Options Users allowed to edit this page  
Only teachers  
 Add to student to-do

Notify users that this content has changed


Cancel Save

Click inside the window and begin deleting or adding and hit “Save” when done:

Home Page

Edit View Insert Format Tools Table

12pt Paragraph B I U A [color] [background color] [text color] [font size] [link] [image] [video] [table] [bulleted list] [numbered list] [link icon] [info icon]



Welcome!

Add a short introductory (welcome) message in this spot. Lorem ipsum dolor sit amet, consectetur adipiscing elit. Integer nec odio. Praesent libero. Sed cursus ante dapibus diam. Sed nisi. Nulla quis sem at nibh elementum imperdiet. Duis sagittis ipsum.

p > em > strong 72 words </>

Options Users allowed to edit this page  
Only teachers  
 Add to student to-do

Notify users that this content has changed

Cancel Save

If you want to add in links or media:

Url to website:



Photo:



Content in Google Drive or YouTube video:

